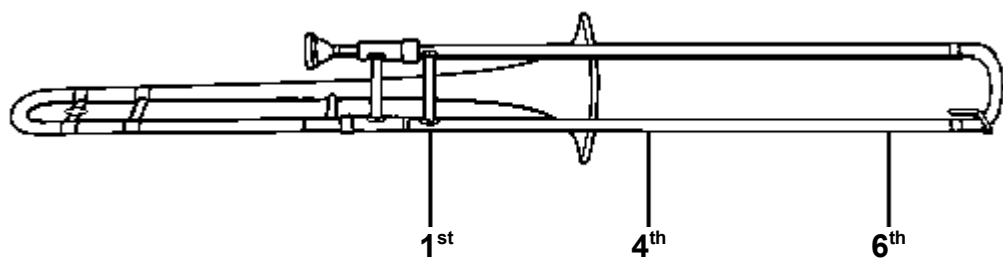


Trombone: The First 3 Notes



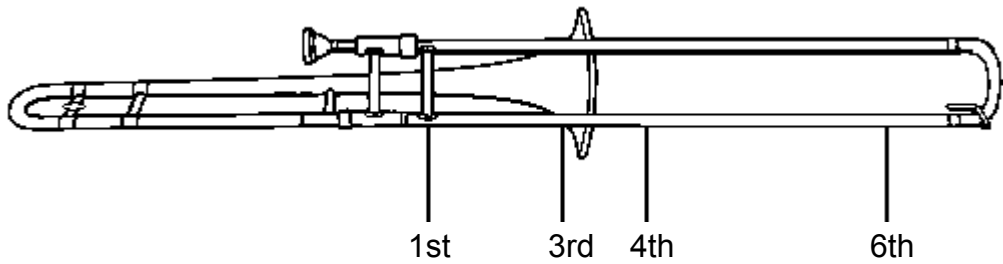
To select a slide position, move the slide brace (the part that you are holding with your right hand) to the places shown above. Be sure to hold the slide brace with your finger tips (the ends of your fingers).

D 
4th Position


C 
6th Position

Bb 
1st Position

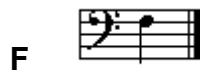
Trombone: Some New Notes



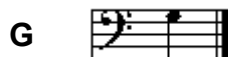
To select a slide position, move the slide brace (the part that you are holding with your right hand) to the places shown above. Be sure to hold the slide brace with your finger tips (the ends of your fingers).



3rd Position



1st Position



4th Position